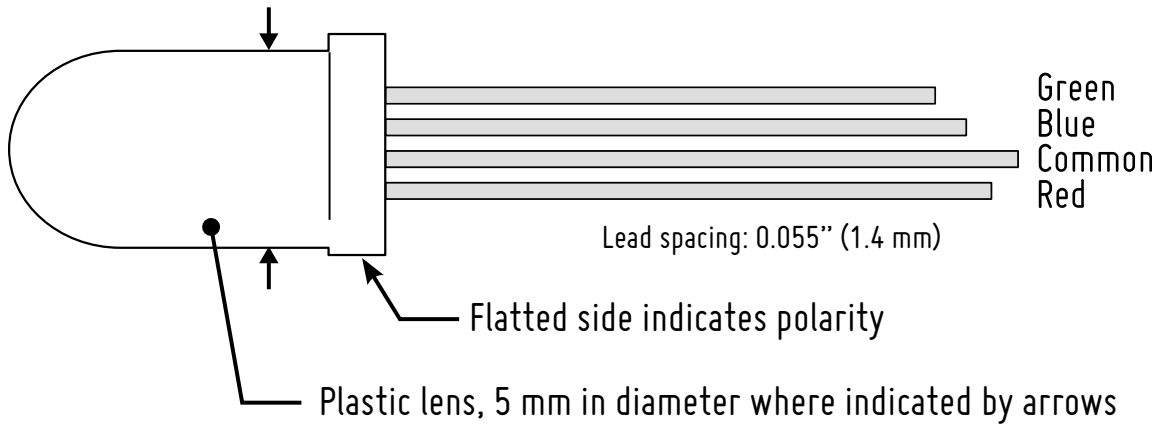


5 mm Ultrabright RGB LEDs with Diffused Lenses



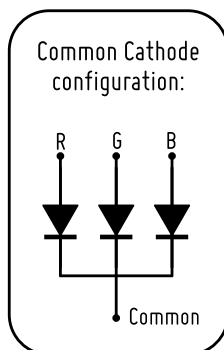
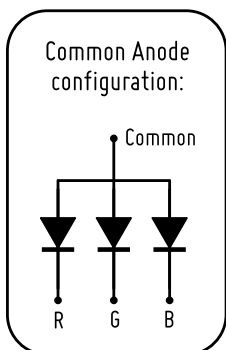
Evil Mad Science LLC
evilmadscience.com



- Milky-white diffused lens gives wide viewing angle and excellent color mixing. Best lens choice for indoor viewing.

LED Element	Wavelength (Peak, nm)	Viewing Angle	Forward Current (mA)		Forward Voltage (V _F)		Reverse Voltage (V _R)	Luminous Intensity (mCd)**	
			Cont.	Peak*	Typical	Max		Min	Typical
Red	630	30°	30	150	2.1	2.5	5	200	500
Green	525	30°	30	150	3.8	4.5	5	300	600
Blue	430	30°	30	100	3.8	4.5	5	150	300

Available in either common-anode or common-cathode configuration.



Manufacturer: Betlux Electronics www.betlux.com
 Manf. Part No: BL-L515RGBW-CA (common anode)
 Manf. Part No: BL-L515RGBW-CC (common cathode)

* Peak current is with limited duty cycle: 100 μs @ 1 kHz

** Note that luminous intensity accounts for both human eye response and viewing angle